



How to view the activity and results of a student


1
Log into Spellzone.



2
Click 'Students'.



3
Click on 'view ' in the 'view results column'
next to the name of the student that you want to view.



4
Select the results to view from 'Spelling Course', 'Spelling Ability
Tests', 'Word lists' or 'Results and progress by login'.

Notes:

You can download completed pages, completed units and spelling test results as excel files.