



How to view the activity and results of all students


1
Log into Spellzone.



2
Click 'Students'.



3
Scroll to bottom of page.



4
Select from '**Results for all students:**
Course tests, completed pages, Spelling Ability Test,
results overview, activity and logins.

Note:

You can change the date range to suit your reporting requirements.
You can download a results overview, completed pages, completed units
and spelling test results as excel files.