


How to monitor a task


1
Log into Spellzone.




2
Click 'Tasks'.



3
Look for the task that you want to monitor.



4
In the 'Who' column,
click 'Students' or 'Class'.



5
Green tick = task completed.
Red cross = task not completed.